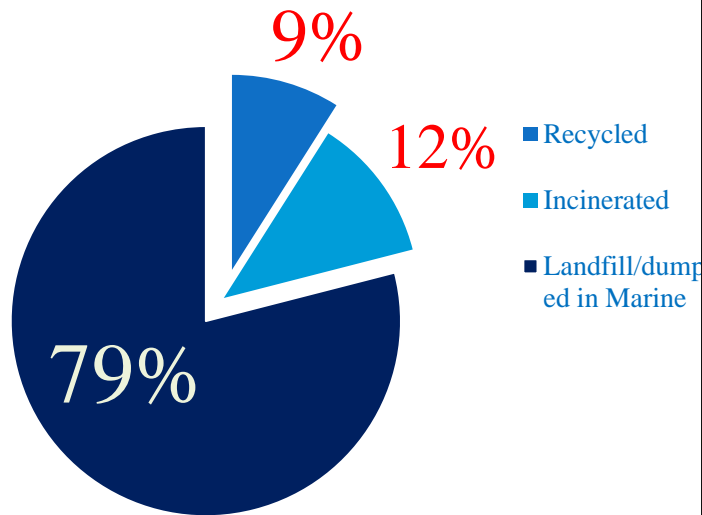




ARENA

PLASTICS RECYCLING INDUSTRY

STATISTICAL SITUATION OF THE PROBLEM (SSP)



*UN –ENVIRONMENTAL
ROAD MAP REPORT 2018*



ENVIRONMENTAL PLASTIC POLLUTION

Real situation in Dar es Salaam



Jangwa
ni-Dar

SOLUTION RECYCLING



Our Product

1. Affordable and durable
2. Water proof,
3. Ant-Fungal
4. Sound
5. Ant - corrosive
6. Best to construct swimming pool
7. Market Target-
Individuals, Civil &
Building Contractors



Our Strength

- Efficiency in production
- Reliable distribution channel
- Skilled team
- Use of technology
- Good Network & link



Competition

Cement Paving Blocks

- **Existed for long Time**
- **Very Known to users**

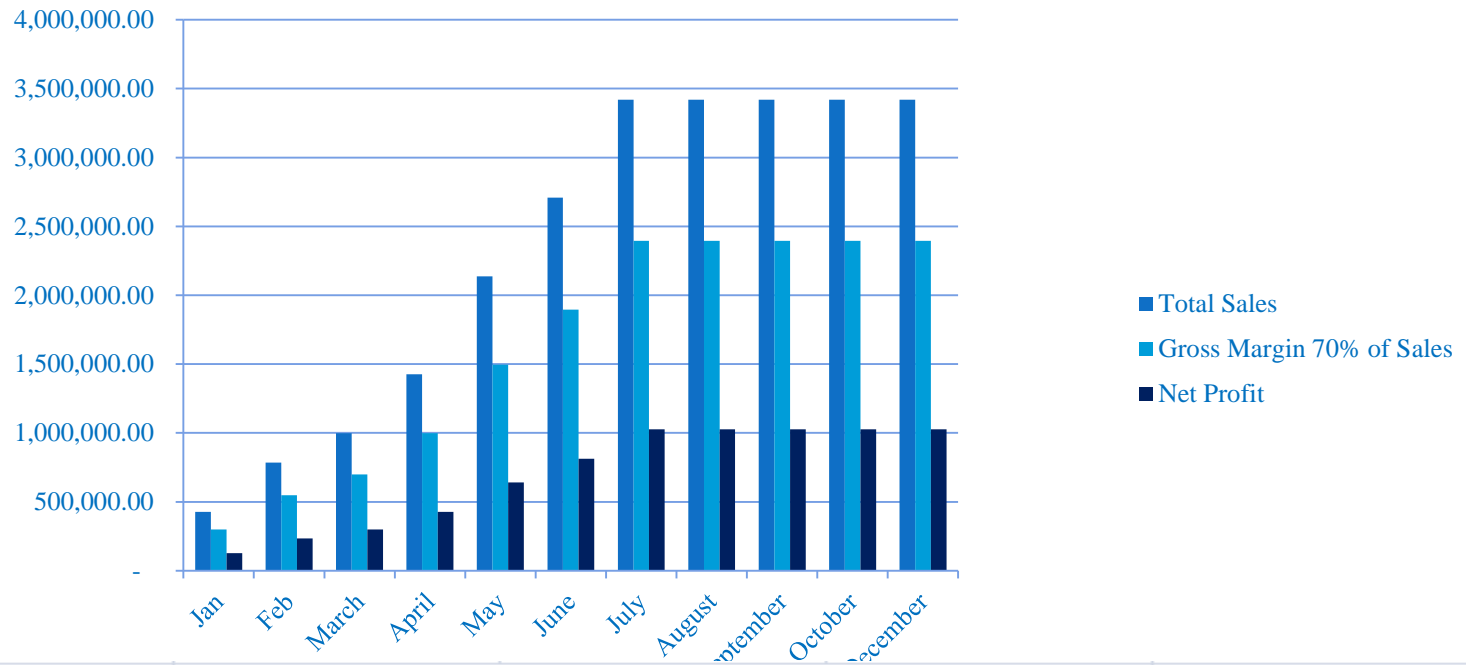
Project Essentials

- Site for Production and products display.
- Heavy Duty Plastic Melting Machine.
- Paving Blocks molding Waste plastic Kerbs
- Markerting



Financial Model

NEEDS	COSTS (USD)
Sites for production	800
Heavy duty advanced machines	7000
Paving moulds	1000
5 center kerbs for collection of plastics bags	1100
Marketing & Exhibition	600
Total	10,500

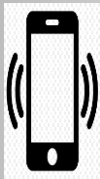


ARENA RECYCLING INDUSTRY PAVING CASH FLOW

Time	Total Sales	Gross Margin 70% of Sales	Net Profit	Loan Rembursement
Jan	427,500.00	299,250.00	128,250.00	128,250.00
Feb	783,750.00	548,625.00	235,125.00	363,375.00
March	997,500.00	698,250.00	299,250.00	662,625.00
April	1,425,000.00	997,500.00	427,500.00	1,090,125.00
May	2,137,500.00	1,496,250.00	641,250.00	1,731,375.00
June	2,707,500.00	1,895,250.00	812,250.00	2,543,625.00
July	3,420,000.00	2,394,000.00	1,026,000.00	3,569,625.00
August	3,420,000.00	2,394,000.00	1,026,000.00	4,595,625.00
September	3,420,000.00	2,394,000.00	1,026,000.00	5,621,625.00
October	3,420,000.00	2,394,000.00	1,026,000.00	6,647,625.00
December	3,420,000.00	2,394,000.00	1,026,000.00	7,673,625.00

Contacts

**DIRECTOR GENERAL
ARENA RECYCLING INDUSTRY
P.O.BOX 6469
DAR ES SALAAM**



+255 625 660 795 +255 716 973 403



arena_recycling_industry



+255 625 660 795 +255 716 973 403



hellensailas001@gmail.com

THANKS